

## Risk Management as a Service

### A new way to attract and retain high grade customers for your exchange

Gaining new traders is tough, keeping them even tougher. With no warning customers pull their assets. Whether that's to take advantage of a deal on another exchange or to drop profits into cold storage the effect is the same. Less trading opportunities for them and less revenue for you.

Providing your customers with professional risk management gives them a reason to keep their funds on your exchange and generates a new income stream for your business.

Our white labelled risk management service will increase customer retention and satisfaction while adding to the range of services you're able to offer without technical overhead to your team.

#### CUSTOMER BENEFITS

- **Peace of Mind.** Traders dread the thought of waking up to a big selloff in the market. Panxora's trading algorithms monitor the markets 24x7x365 adjusting positions continually to avoid the worst drawdowns before they occur.
- **Control.** Traders remain in complete control of their assets as all times.
- **Leverage.** The model integrate with the trader's leveraging strategy to maximize returns during upswings and minimize loss during market downturns.
- **Choice.** The trader chooses exactly how excess capital saved during market downturns is employed - buy more of the protected assets when the market starts to climb, leave them in cash or deploy into new tokens targeted for investment.

#### EXCHANGE BENEFITS

- **Customer Retention.** Getting customers is expensive and keeping their assets on your platform is essential to the growth of your business. Adding active risk management to service range gives your customers a reason to keep their assets on your platform.
- **Additional Commissions.** Active hedging doesn't just save the customer money and improve their profits. It also provides additional commissions to your exchange as the model hedges the positions in the customer's account.
- **Unique Service Offering.** RMaaS provides a service not yet offered by most cryptocurrency exchanges.

TO RESERVE A PLACE IN THE EXCHANGE  
INTEGRATION PIPELINE CONTACT THE  
BUSINESS DEVELOPMENT TEAM.

Panxora Management Corp

Unit E, 3rd Floor, The Balmoral Corporate Centre, Sanford Drive  
Nassau Bahamas | +1 345 769 1857 | [fund@panxora.io](mailto:fund@panxora.io)

# Why risk management is so important:\

## The power of geometric returns

The implications of hedging versus buy and hold becomes apparent if you look at what has become a recurring theme in the crypto markets.

### BITCOIN 2017-2020

If an investor bought \$1,000 worth of bitcoin close to the end of 2017 and adopted a buy and hold strategy, over the next 12 months the market dipped by 80%. This took the value of that \$1,000 investment down to \$200 by the end of the year.

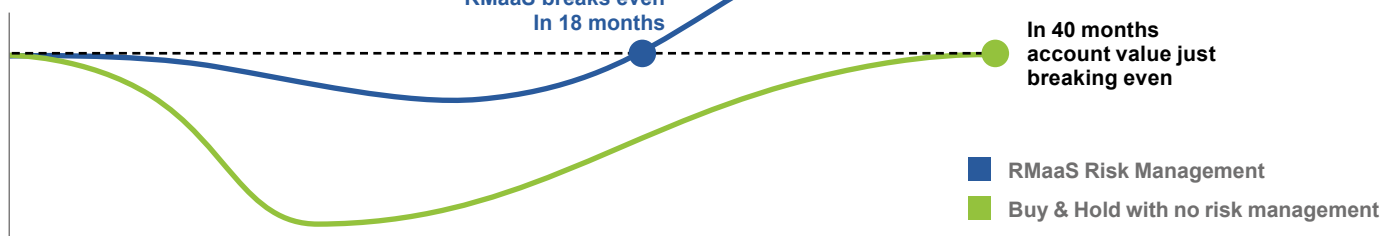
This behaviour is a repetition of what bitcoin had done 3 other times over the previous seven years. Then it took more

than 3 years for the market to climb the 500% necessary for the investment to break even and be worth \$1,000 again.

In the same time frame if an investor used the RMaaS to hedge a \$1,000 bitcoin account, when the market came off 80%, the models would have hedged the balance to save a significant amount of the account value from loss. Then the RMaaS models bought back into bitcoin at a much lower price when the upward trend started again. The net result is that the account returns to profit in half the time of the unhedged, buy and hold account. In 3 years the account is holding just about double the bitcoin of the buy and hold account.

### Geometric Returns makes a big difference to portfolio value

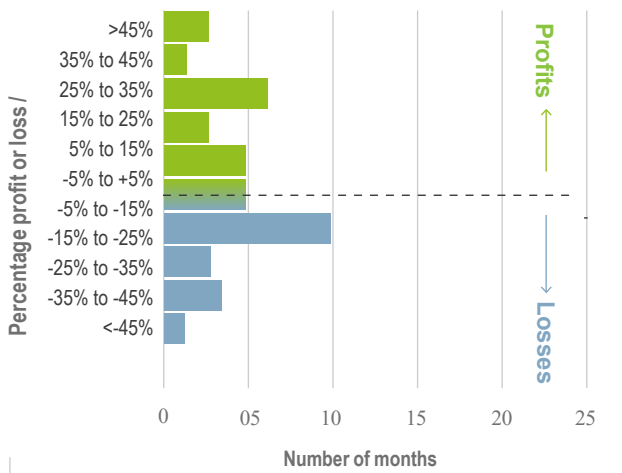
Bitcoin December 2017 - December 2020



### Pnl Distribution Comparison

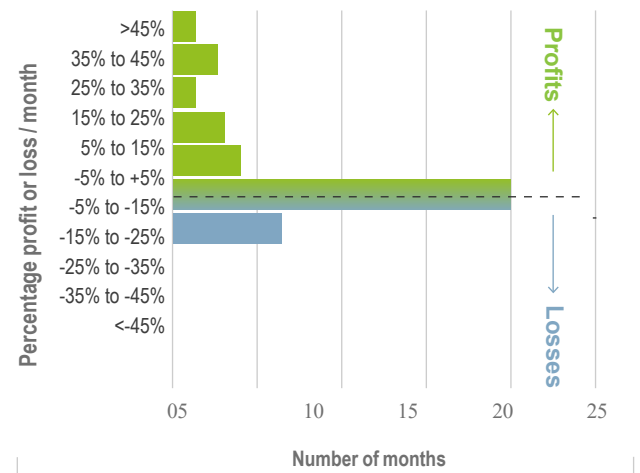
Buy & Hold vs RMaaS hedging of a hypothetical bitcoin account. 2018 - 2020

#### Buy and Hold



Sharpe Ratio: 0.96 | Sortino Ratio: 1.62

#### RMaaS Hedging



Sharpe Ratio: 1.56 | Sortino Ratio: 6.22

Hypothetical performance results have many inherent limitations, some of which are described below. No representation is being made that any account will or is likely to achieve profits or losses similar to those shown. In fact, there are frequently sharp differences between hypothetical performance results and the actual results subsequently achieved by any particular trading program.

One of the limitations of hypothetical performance results is that they are general prepared with the benefit of hindsight. In addition, hypothetical trading does not involve financial risk, and no hypothetical trading record can completely account for the impact of financial risk in actual trading. For example, the ability to withstand losses or to adhere to a particular trading program in spite of trading losses are material points which can also adversely affect actual trading results. There are numerous other factors related to the markets in general or to the implementation of any specific trading program which cannot be fully accounted for in the preparation of hypothetical performance results and all of which can adversely affect actual trading results.

**Panxora Management Corp**  
Unit E, 3rd Floor, The Balmoral  
Corporate Centre, Sanford Drive  
Nassau Bahamas  
+1 345 769 1857 |